

Making Cambridge First Speaking Part Three tasks

Instructions

Stage 1: Making Cambridge First Speaking Part Three tasks from the formats

Make at least one B2 First Speaking Part Three (speaking together collaborative task) for two students from another group to do, using the formats below to help you. (Your teacher will give different formats to different groups or let you choose any you like from the ones below). Choose one format and fill in all the gaps to prepare a complete task, both in the instructions that the examiner will say and on the task sheet that the students will be given. The gaps in the branches on the task sheet should be filled with examples or sub-topics that the candidates have to discuss. If you are not sure how to make a complete task from the one that you chose, choose a different one, look at a real exam example, or ask your teacher for help.

Stage 2: Testing another group with your Speaking Part Three task

Try doing the task which you wrote in your group to make sure that it is possible, then move to another group and set them the task. When you take the examiner role, be very strict about the timing (two minutes for discussion of the options, then one minute for working towards a decision).

After you finish testing another group with your task(s), ask your teacher about any formats below which you couldn't understand, any formats you couldn't work out how to make a task from, any difficulties you had speaking on the topics of another group's task, or any other questions you have about Speaking Part Three.

Stage 3: Make your own B2 First Speaking Part Three tasks

Try to make more questions on these topics and then test them on another group:

- A balanced life
- Arts/ Media
- City life
- Health
- Money
- Shopping
- Technology/ The Internet

Examiner's scripts**Format 1**

"Now I'd like to talk about something together for about two minutes. Here are some ways that _____ could _____ and a question for you to discuss. First you have some time to look at the task."

"Now, talk to each other about whether these are good ways to _____"

"Now you have about a minute to decide which one/ two _____"

Format 2

"Now I'd like to talk about something together for about two minutes. Here are some things that people think _____ and a question for you to discuss. First you have some time to look at the task."

"Now, talk to each other about why people think these things _____"

"Now you have about a minute to decide which one/ two _____"

Format 3

"Now I'd like to talk about something together for about two minutes. I'd like you to imagine that some students are doing a project about _____ . Here are some ideas that they have had for the project and a question for you to discuss. First you have some time to look at the task."

"Now, talk to each other about whether you think _____ has a good or bad influence on _____"

"Now you have about a minute to decide which one/ two _____"

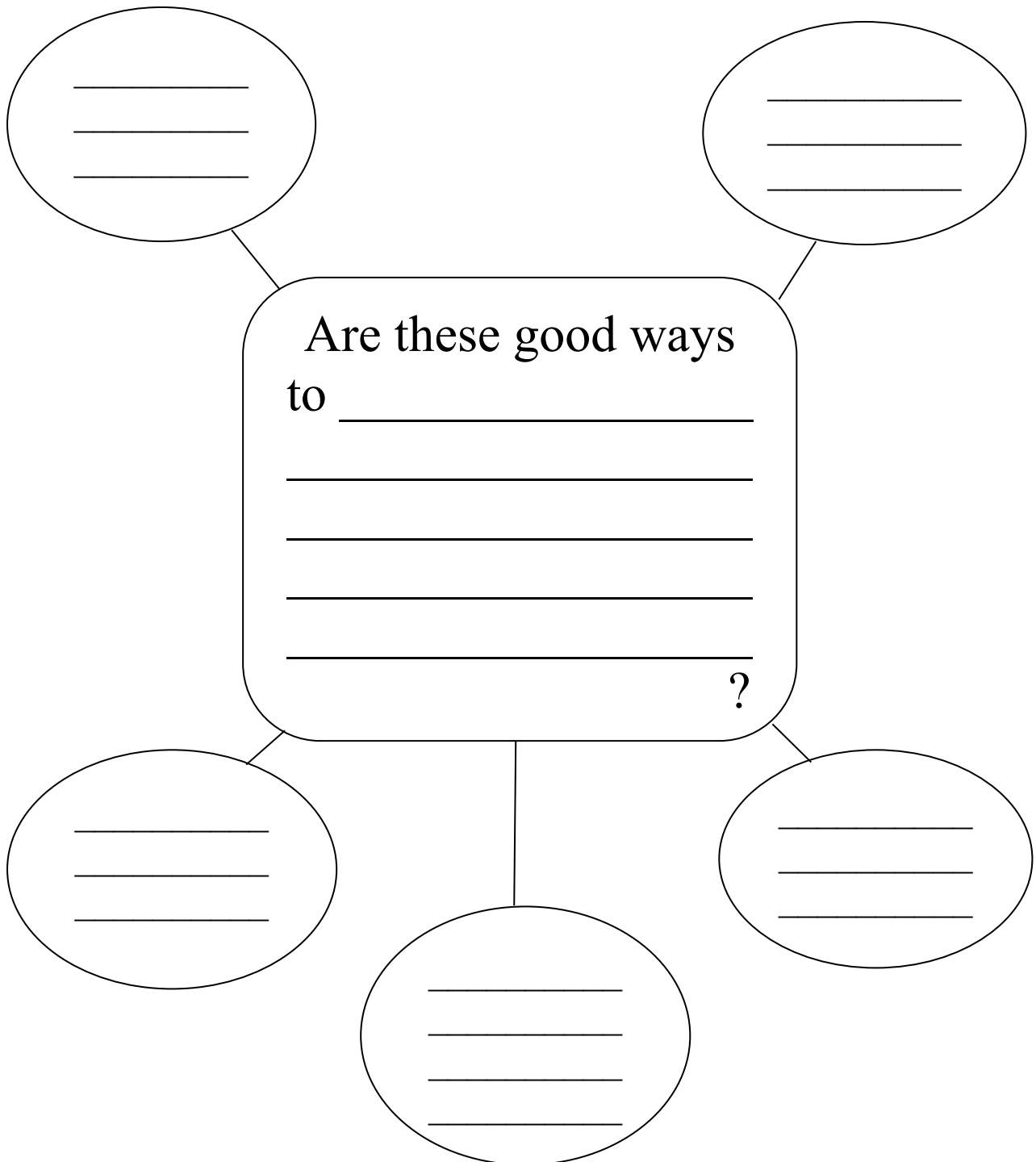
Format 4

"Now I'd like to talk about something together for about two minutes. I'd like you to imagine that that a teacher has asked her students whether it's better to _____ or _____. Here are some ideas that they have had for the project and a question for you to discuss. First you have some time to look at the task."

"Now, talk to each other about whether you think it's better to _____ or _____"

"Now you have about a minute to decide which one/ two _____"

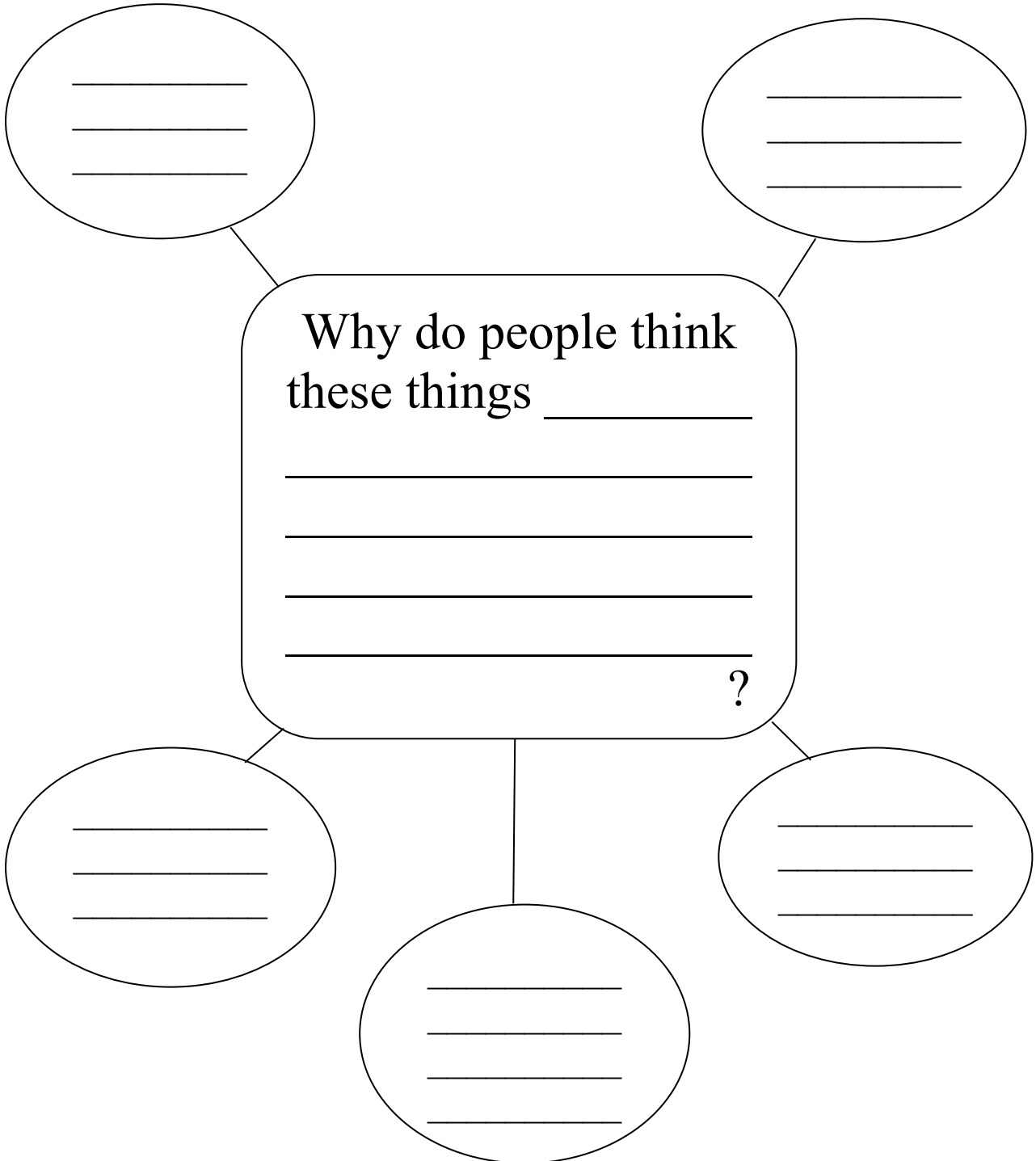
Cambridge B2 First Speaking Part Three task sheets to complete
Format 1



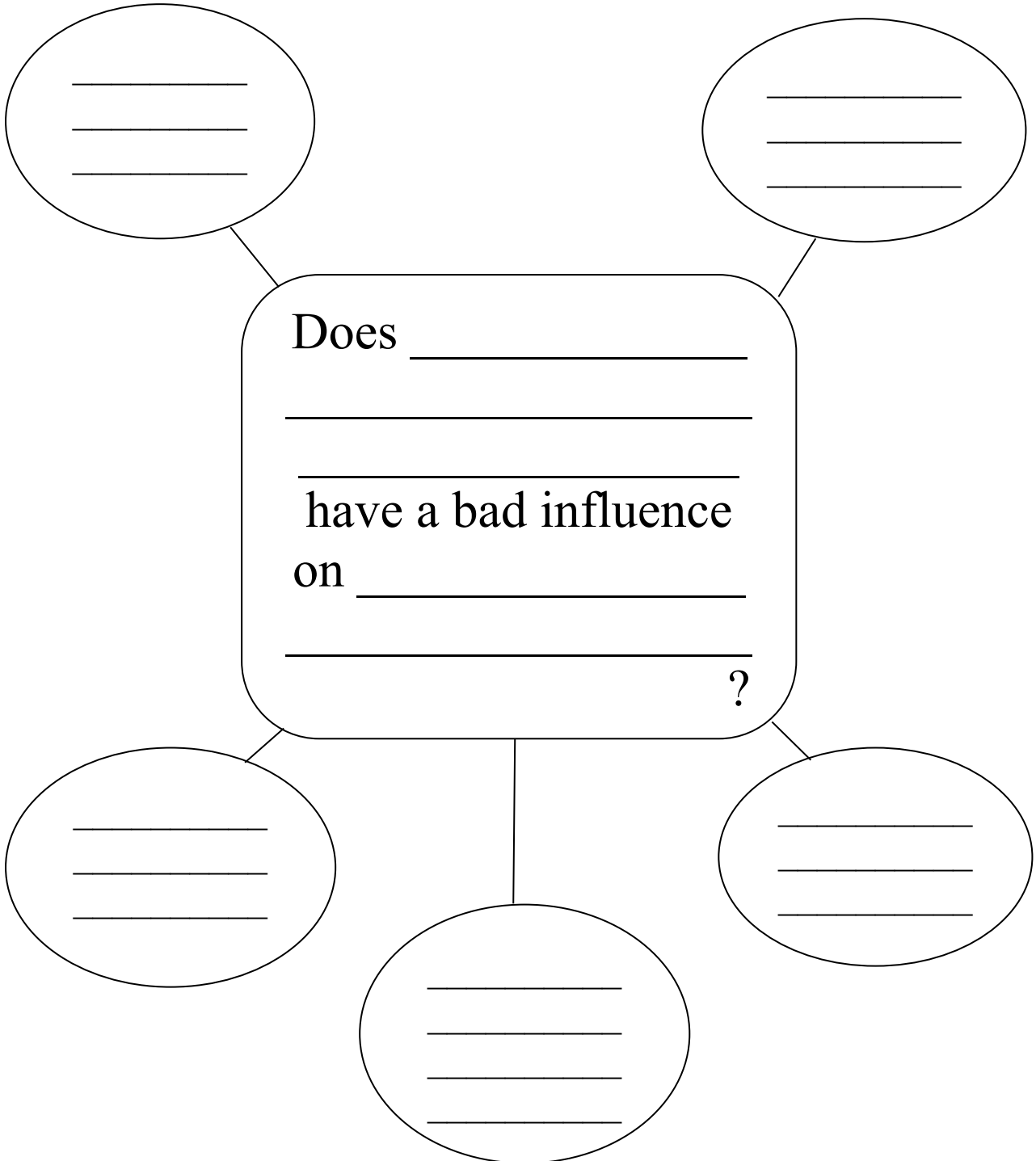
Are these good ways
to _____

_____?

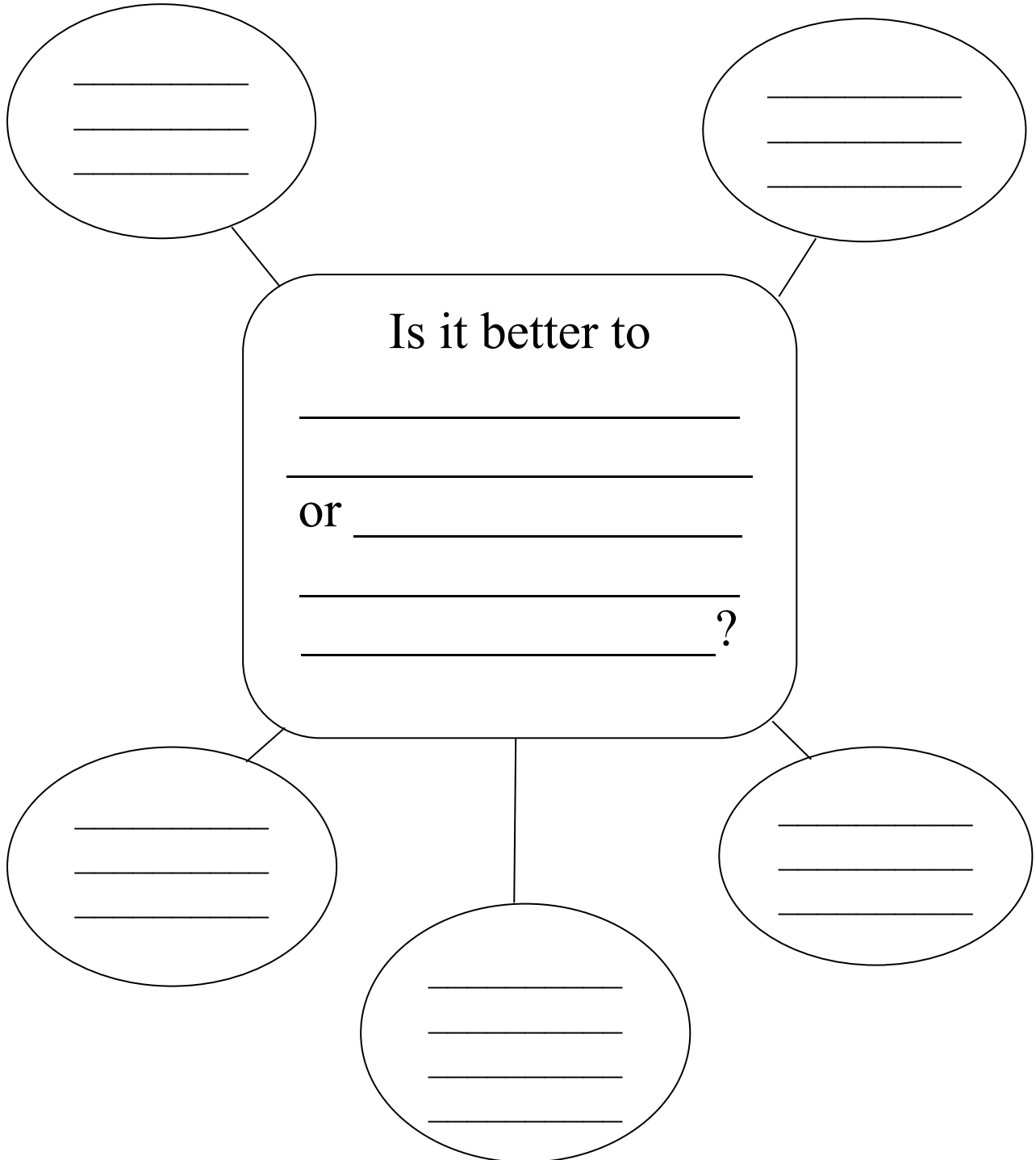
Format 2



Format 3



Format 4



Is it better to _____

or _____
_____?
