

## Meeting people and socialising criteria board game

### Instructions

*Put one counter each on the Start square (e.g. an eraser for one person and a coin for the other person). Roleplay the situation in the square with your partner. As you are speaking, they will tick the criteria below that your speaking matches. After you finish, you can move one square for each thing that they ticked, e.g. two squares if they only ticked "Starting smoothly" and "Ending smoothly". However, **you must land on the last square and do that** before finishing the game.*

*If you finish before the other groups, roleplay squares on the board that you skipped.*

*Are there any cultural differences in the situations described in the board game?*

*When you finish the game, brainstorm useful phrases for each situation, including starting and ending the communication.*

*What places would you go on a company tour, and what would you say about what happens in each place?*

-----cut-----

### Instructions






*Put one counter each on the Start square (e.g. an eraser for one person and a coin for the other person). Roleplay the situation in the square with your partner. As you are speaking, they will tick the criteria below that your speaking matches. After you finish, you can move one square for each thing that they ticked, e.g. two squares if they only ticked "Starting smoothly" and "Ending smoothly". However, **you must land on the last square and do that** before finishing the game.*

*If you finish before the other groups, roleplay squares on the board that you skipped.*

*Are there any cultural differences in the situations described in the board game?*

*When you finish the game, brainstorm useful phrases for each situation, including starting and ending the communication.*

*What places would you go on a company tour, and what would you say about what happens in each place?*

<p>4. Start a conversation with someone who you met at the same conference or trade fair last year.</p> 	<p>3. You hear somebody on the train from the airport speaking the language of a country you're visiting next week for the 1<sup>st</sup> time. Start a conversation and ask about doing business there.</p>	 <p>2. Start a conversation with someone who you don't know on the shuttle bus from the airport</p>	<p>1. <b>START</b> Start a conversation with someone you don't know at a conference or trade fair.</p>
<p>5. Start a conversation with someone you know who is in the same elevator from the 42<sup>nd</sup> floor to the ground floor.</p>	<p>6. Start a conversation with a colleague from a different department who is in the company cafeteria at the same time.</p>	 <p>7. Go to a colleague's office to arrange a meeting with them for next week.</p>	<p>8. Phone someone to meet them while you are in their city</p> 
<p>12. <b>STOP HERE AND DO THIS TO FINISH</b> Go to a room where some visitors have just listened to a presentation on your company and take them on a tour, introducing them to people you meet.</p>	<p>11. Go to a room where some visitors are waiting and give them a short presentation on your company, division, department, section and/ or team.</p>	<p>10. Meet a foreign visitor at a local restaurant and roleplay the conversation during the whole meal.</p> 	<p>9. Phone someone to invite them to dinner in a local restaurant at the end of the month.</p>

**Criteria to tick**

Use one column below for each square above, drawing more columns if you run out of space before the end of the game.

Starting in the right way/ <b>Starting smoothly</b>												
Being <b>polite</b> / Using correct formal language and/ or being <b>friendly</b> / Using correct informal language												
<b>Avoiding silence</b> (thinking aloud, not pausing, etc) and <b>not speaking your own language</b>												
Using <b>language that you have studied</b> during this course												
Ending in the right way/ <b>Ending smoothly</b>												